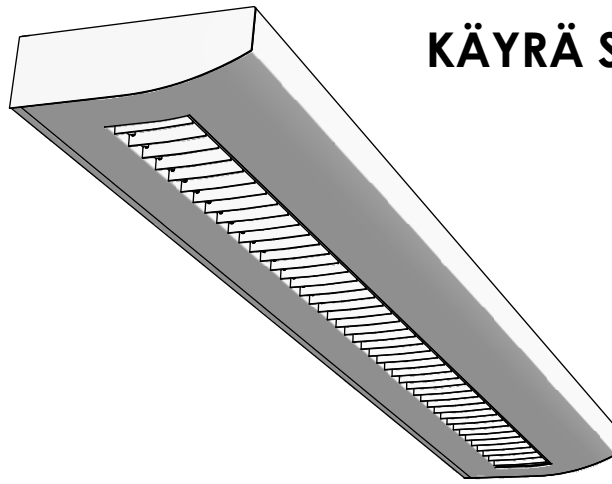


Type

Date

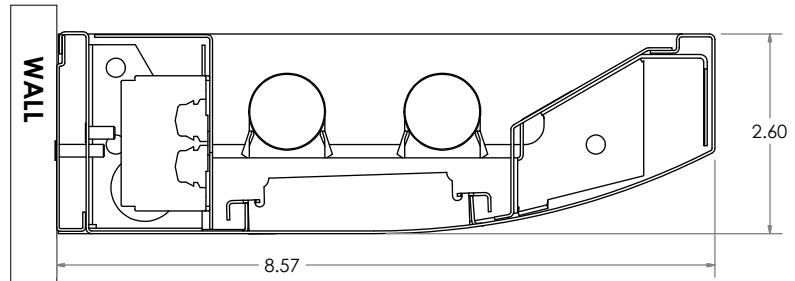


KÄYRÄ SERIES - S1200-W

DIRECT/INDIRECT
T8, T5 or T5HO
WALL MOUNTED

STEEL SHAPES

PMCLIGHTING



OPTIONS:

Output Options:

DI - Direct / Indirect

Mounting Options:

W - Wall

Lamp Options:

- T5 - 5/8" Diameter Fluorescent
- T5HO - 5/8" Diameter High Output Fluorescent
- T8 - 1" Diameter Fluorescent

Reflector Options:

- SW - Standard High Reflectance White
- SS - Semi-Specular Aluminum

Diffuser Options:

- CPERF - Concave Perforated Steel Panel with White Acrylic Overlay
- P12 - Prismatic Lens
- PBL - Semi-Specular Parabolic Louver
- WB - White Steel Cross Blade Baffle
- WB/PERF - White Steel Perforated Cross Blade Baffle
- WOA - White Acrylic Lens

Color Options:

- WHT - White Powder Coat (Standard)
- CA - Custom Color (Consult Factory)

Voltage Options:

- UNV - Universal voltage - 120/277v (Standard)
- 120V - 120 volt operation
- 277V - 277 volt operation
- 347V - 347 volt operation

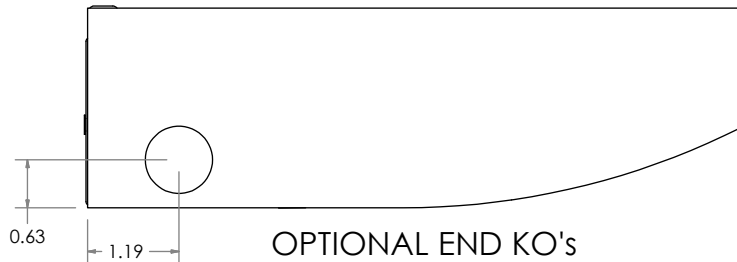
Electrical Options:

- 2CIR - 2 Circuit Wiring
 - 2 lamp - AB
 - 3 lamp - ABA
- DIM - Dimming ballast
- EM - Emergency ballast
- GLR - In line fusing
- PRS - Program Rapid Start ballast
- DC - Dust Cover
- EKO - End Knock Out for surface wiring feed

PRODUCT SPECIFICATION DATA:

Construction: Die formed from heavy gauge cold rolled steel.
 Finish: Standard fixtures are polyester powdercoated white. Reflective internal components are finished in high gloss white enamel (Min. Reflectance Factor = 90%) Consult Factory for custom finishes.
 Factory wired for ease in installation.

Fixtures are UL/CUL listed for Damp Location, and have **standard electronic ballasts**.
 Each fixture is lamp-tested at the factory before shipment.



OPTIONAL END KO'S

ORDERING INFORMATION

Series	Output	Mounting	Lamps / Type	Length	Diffuser	Color	Voltage	Electrical
S1200	DI	W						
	DI	W	1 T5 2 T5HO 3 T8	2' 3' 4' 6' 8'	(Reflector) SW SS (Diffuser) CPERF P12 PBL WB WB/PERF WOA	WHT (STANDARD) CA (CUSTOM-CONSULT FACTORY)	UNV (STANDARD) 120V 277V 347V	(CONSULT FACTORY FOR ALL OPTIONS) 2CIR DIM EM GLR PRS DC EKO



KÄYRÄ SERIES - S1200-W

DIRECT/INDIRECT
T8, T5 or T5HO
WALL MOUNTED

FIXTURE MODEL TESTED - FROM IES FILE REPORT

PHOTOMETRICS

FIXTURE MODEL TESTED - FROM IES FILE REPORT

CONSULT FACTORY FOR PHOTOMETRIC DATA ON FIXTURE CONFIGURATIONS NOT SHOWN.

